







Fund Focus List Guaranteed Investment Funds - Helios2

August 31, 2025

Fund	Category	Portfolio Manager	Performance ¹							Fund Codes ³ (Series 6)			MER + Guarantee Fee (% - Series 6)		
			Morningstar Rating ²	3 mo.	YTD	1 yr	3 yr	5 yr	75/75	75/100i	100/100i	75/75	75/100i	100/100i	
DFS GIF – Balanced	Global Neutral Balanced	Multi-managers	★★★	Return (%)	3.38	3.76	7.40	8.81	4.24	S926A (NL) S926D (CB3) S926E (CB5) S926F (F)	M926A (NL) M926D (CB3) M926E (CB5) M926F (F)	T926A (NL) T926D (CB3) T926E (CB5) T926F (F)	2.35%	2.85%	3.20%
				% rank	60	96	83	39	86				1.20% (F)	1.70% (F)	2.05% (F)
DFS GIF – Maximum Growth	 Global Equity Balanced	Multi-managers	★★★★★	Return (%)	5.36	5.87	10.99	12.56	7.95	S946A (NL) S946D (CB3) S946E (CB5) S946F (F)	M946A (NL) M946D (CB3) M946E (CB5) M946F (F)	T946A (NL) T946D (CB3) T946E (CB5) T946F (F)	2.46%	2.96%	3.81%
				% rank	38	57	39	18	26				1.31% (F)	1.81% (F)	2.66% (F)
DFS GIF – U.S. Monthly Income – Fidelity	 Global Neutral Balanced	Fidelity Investments Canada ULC	★★★★★	Return (%)	4.76	2.57	8.14	8.85	6.29	S966A (NL) S966D (CB3) S966E (CB5) S966F (F)	M966A (NL) M966D (CB3) M966E (CB5) M966F (F)	T966A (NL) T966D (CB3) T966E (CB5) T966F (F)	2.72%	3.22%	3.77%
				% rank	28	93	61	51	32				1.60% (F)	2.10% (F)	2.65% (F)
DFS GIF – Canadian Balanced – Fiera Capital	 Canadian Neutral Balanced	Fiera Capital	★★★★★	Return (%)	0.10	4.61	7.02	8.65	6.93	S496A (NL) S496D (CB3) S496E (CB5) S496F (F)	M496A (NL) M496D (CB3) M496E (CB5) M496F (F)	T496A (NL) T496D (CB3) T496E (CB5) T496F (F)	2.41%	2.86%	3.56%
				% rank	98	78	84	73	71				1.25% (F)	1.70% (F)	2.40% (F)
DFS GIF – Canadian Balanced – CI	 Canadian Neutral Balanced	CI Investments Inc.	★★★★★	Return (%)	5.33	7.57	12.08	9.78	7.51	S266A (NL) S266D (CB3) S266E (CB5) S266F (F)	M266A (NL) M266D (CB3) M266E (CB5) M266F (F)	T266A (NL) T266D (CB3) T266E (CB5) T266F (F)	2.47%	2.97%	3.62%
				% rank	4	10	9	15	7				1.31% (F)	1.81% (F)	2.46% (F)
DFS GIF – Canadian Income and Growth – CI	 Global Neutral Balanced	CI Investments Inc.	★★★★★	Return (%)	5.89	7.72	12.92	10.82	8.42	S856A (NL) S856D (CB3) S856E (CB5) S856F (F)	M856A (NL) M856D (CB3) M856E (CB5) M856F (F)	T856A (NL) T856D (CB3) T856E (CB5) T856F (F)	2.56%	3.06%	3.91%
				% rank	5	7	5	12	7				1.43% (F)	1.93% (F)	2.78% (F)
DFS GIF – American Equity – MFS	U.S. Equity	MFS	★★★	Return (%)	7.11	2.66	10.47	14.74	11.01	S846A (NL) S846D (CB3) S846E (CB5) S846F (F)	M846A (NL) M846D (CB3) M846E (CB5) M846F (F)	T846A (NL) T846D (CB3) T846E (CB5) T846F (F)	2.67%	3.22%	4.02%
				% rank	77	49	47	66	58				1.54% (F)	2.09% (F)	2.89% (F)
DFS GIF – Global Dividend – Desjardins	Global Equity	Mondrian Investment Partners Limited	★★★★★	Return (%)	7.04	11.40	9.79	17.00	10.86	S876A (NL) S876D (CB3) S876E (CB5) S876F (F)	M876A (NL) M876D (CB3) M876E (CB5) M876F (F)	T876A (NL) T876D (CB3) T876E (CB5) T876F (F)	2.67%	3.22%	4.02%
				% rank	16	22	69	9	30				1.54% (F)	2.09% (F)	2.89% (F)
DFS GIF – Global Equity – MFS	Global Equity	MFS	★★★★★	Return (%)	5.21	4.32	11.46	14.61	8.97	S776A (NL) S776D (CB3) S776E (CB5) S776F (F)	M776A (NL) M776D (CB3) M776E (CB5) M776F (F)	T776A (NL) T776D (CB3) T776E (CB5) T776F (F)	2.67%	3.27%	4.02%
				% rank	63	79	51	35	47				1.54% (F)	2.14% (F)	2.89% (F)
DFS GIF – International Equity – MFS	 International Equity	MFS	★★★★★	Return (%)	0.97	9.55	7.96	14.42	8.17	S406A (NL) S406D (CB3) S406E (CB5) S406F (F)	M406A (NL) M406D (CB3) M406E (CB5) M406F (F)	T406A (NL) T406D (CB3) T406E (CB5) T406F (F)	2.95%	3.55%	4.30%
				% rank	73	70	81	49	25				1.83% (F)	2.43% (F)	3.18% (F)

Award-winning investment solutions
[Learn more](#)



* FundGrade A+® is used with permission from Fundata Canada Inc., all rights reserved. The FundGrade A+® Awards are presented annually by Fundata Canada Inc. to Canadian investment funds that achieve consistently high FundGrade scores through an entire calendar year. The FundGrade A+® calculation is supplemental to the monthly FundGrade ratings and is calculated at the end of each calendar year. The FundGrade rating system evaluates funds based on their risk-adjusted performance, measured by Sharpe Ratio, Sortino Ratio and Information Ratio. The score for each ratio is calculated individually, covering all time periods from 2 to 10 years. The scores are then equally weighted in calculating a monthly FundGrade rating. The FundGrade ratings are divided between five tranches from "A Grade" (superior performance) to "E Grade" (lower performance). The top 10% of funds earn an A Grade; the next 20% of funds earn a B Grade; the next 40% of funds earn a C Grade; the next 20% of funds receive a D Grade; and the lowest 10% of funds receive an E Grade. To be eligible, a fund must have received a FundGrade rating every month in the previous year. The FundGrade A+® uses a GPA (Grade Point Average)-style calculation, where each monthly FundGrade rating from "A" to "E" receives a score from 4 to 0, respectively. A fund's average score for the year determines its GPA. Any fund with a GPA of 3.5 or greater is awarded a FundGrade A+® Award. The FundGrade grades are subject to change each month. For more information, please see the web site www.FundGradeAwards.com. Although Fundata makes every effort to ensure the accuracy and reliability of the data contained herein, the accuracy is not guaranteed by Fundata.

¹ Performance is for Series 6 and is annualized for time periods exceeding one year.

² 1st and 2nd quartile rankings & 4- and 5-star ratings are highlighted in green.

³ NL: No Load, CB3: Representative Chargeback (3 year), CB5: Representative Chargeback (5 year) and F: Advisory Services Fee. The Advisory Services Fee option (F) is only available for contracts held externally in an intermediary or nominee account.
©2025 Morningstar. All Rights Reserved. All data and information are gathered from accurate sources but are not warranted to be correct, complete, or accurate.

The Contract and Information Folder and the Funds Facts document contain important information on the Desjardins Financial Security Guaranteed Investment Funds Plan – Helios2 and the DFS Guaranteed Investment Funds. DFS Guaranteed Investment Funds are established by Desjardins Financial Security Life Assurance Company. DESJARDINS INSURANCE refers to Desjardins Financial Security Life Assurance Company, 200, rue des Commandeurs, Lévis (QC) G6V 6R2 1-866-647-5013 Helios2 and DFS Guaranteed Investment Funds are registered trademarks of Desjardins Financial Security Life Assurance Company. DESJARDINS, DESJARDINS INSURANCE and related trademarks are trademarks of the Fédération des caisses Desjardins du Québec used under licence by Desjardins Financial Security Life Assurance Company.